



Automatic Voltage Transformer Winding Machine For Outdoor 36KV Current Transformer And Voltage Transformer

Our Product Introduction

for more products please visit us on jc-transformer.com

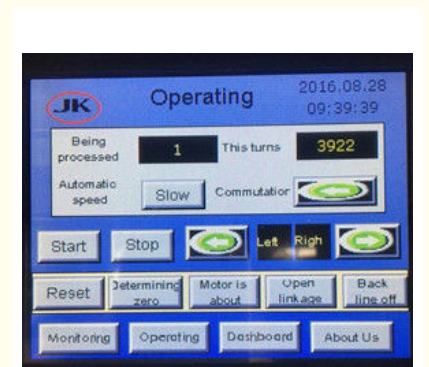
Basic Information

- Place of Origin: China
- Brand Name: JC
- Certification: SGS CE,UL
- Model Number: JC PT
- Minimum Order Quantity: 1 pcs
- Price: consult
- Packaging Details: Export standard packaging
- Delivery Time: 5 days
- Payment Terms: L/C, T/T, Western Union, MoneyGram
- Supply Ability: 100pcs/month

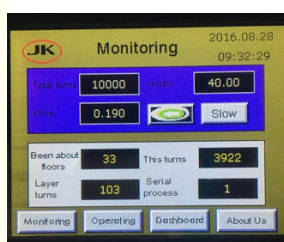


Product Specification

- Min & Max Diameter Of Winded Coils: 1200x700x1400mm
- Product Name: Secondary CNC Winding Machine For Voltage Transformer
- Nominal Diameter Of Enameled Wire: $\Phi 0.8 \sim 2.6\text{mm}$
- Max Winding Breadth: 260mm
- Winding Rotation Speed Range: 1440rpm
- Voltage Range Of Application: 10~35kv
- Input Power Of Machine Tool: 220v
- Weight Of Machine Tool: 60kg
- Dimensions Of Machine Tool: 600x600x1200mm
- Highlight: outdoor transformer winding machine, 36KV transformer winding machine



More Images



Product Description

Voltage Primary Winding Machine

Model: ZDJ-1 Operation Manual

Wenzhou Ju Kai Automation Equipment Co., Ltd.

Warning

For your safety, please read the manual carefully when you use this device for the first time.

In order to reduce the risk of electrical shock, please do not expose the machine in the rain or in damp environment.

Please get in touch with our technician in case of any malfunction, do not treat by yourselves.

1. Overview
 - 1.1. Preface
 - 1.2. Inspection upon receipt
2. Installation
 - 2.1. Installation requirements
 - 2.2. Wiring requirements
3. Main Technical parameter
4. Operation instruction
 - 4.1. Power on
 - 4.2. Setting interface
 - 4.3. Monitoring interface
 - 4.4. Operating interface
5. Maintenance
6. Quality commitment

OVERVIEW

Preface

ZDJ-1 voltage primary winding machine is a new type voltage primary CNC winding machine developed on the basis of pure manual type winding machine with combination of advanced electric control technology.

Characteristic: the product adopts optional Chinese and English touch display interface operation, uses PLC technology with combination of advanced electrical and digital technology. The converter is adopted to control main shaft adjust speed automatically. The worm wheel reducer is driven by the step motor to rotate; tension of winding wire can be adjusted freely according to requirements. A high precision rotary encoder is used to track the data so that total number of turns of the coil is controlled within 0.001%. The product is equipped with leakage protection, short circuit protect, overload protection and other protection alarm device. It is safe and reliable.

This machine will reduce labor and cost so as to improve economic returns.

Inspection upon receipt

When you receive this product, please carefully check the parts.

The standard configuration of the whole machine is as follows: a set of numerical control winding machine; a copy of instruction manual; product qualification certificate; a six angle wrench set; a set of wearing parts.

INSTALLATION

Installation requirements

CNC winding machine series are high precision products which should be installed in a dry and clean place. It should avoid the dust and other particulate pollutants into the machine which will lead to increase of operating error. Besides, in order to prevent the occurrence of electric shock and other electrical accidents, please avoid installation in wet environment.

Wiring requirements

As per CNC winding machine standard configuration, all the wiring has been completed before leaving the factory, only need to introduce power cord. Please note power supply is AC 220V, single phase, adopts three-wire system, including neutral line, live line and earth line. Please note earth line should be special line, it is forbidden to use together with other electrical equipment.

Resistance should be less than 10Ω.

MAIN TECHNICAL PARAMETER Model: ZDJ-1

Name: Voltage Primary winding machine

Applicable wire diameter range (mm): $\phi 0.1-0.35$

Maximum winding diameter (mm): $\phi 360$ Maximum winding width (mm): 250 Winding speed range (n):

Machine power (kw): 1.5

Input power (V): 220

Weight of machine tool (kg): 135

Machine tool size (mm): 1200x600x1450

OPERATION

Power on

Turn on the power, turn on C45 switch, the power indicator light is ON, the touch screen display "Welcome " with selection of Chinese and English. Press English. There are "monitoring screen" "Operating" "Dashboard" and "about us" button.



Setting interface

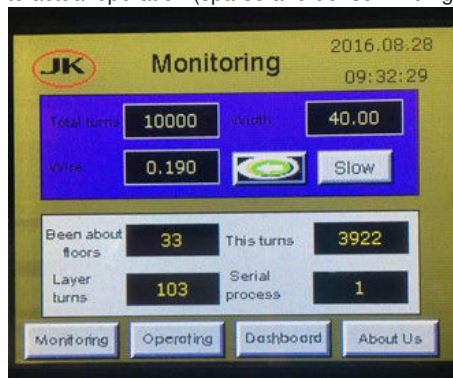
Press "Dashboard" to enter into parameter setting and saving interface.

Serial process: also known as the parameter code, just need to put saved data code in Serial processing, the system will call up saved data automatically.

Total turns set: input total turns of coil which need to process.

Wire width: insulating paper pad width for winding wire minus reserved space on both sides is wiring width.

Wire set: to set wire diameter. Add enameled leather 0.03 to diameter of enameled wire currently used, then input best diameter according to actual operation (sparse and dense winding adjustment).



Start turns: input number of start turns X, the equipment will slowly wind X turns when it starts to process.

Teeth: gear ratio. Calculate the number of teeth of ring currently used, normally it is printed on the ring, just input it.

Save, Download: the processing parameter can be saved after setting, the system will store the parameter and when need to use, input serial processing code and press "Download" to call up saved data.

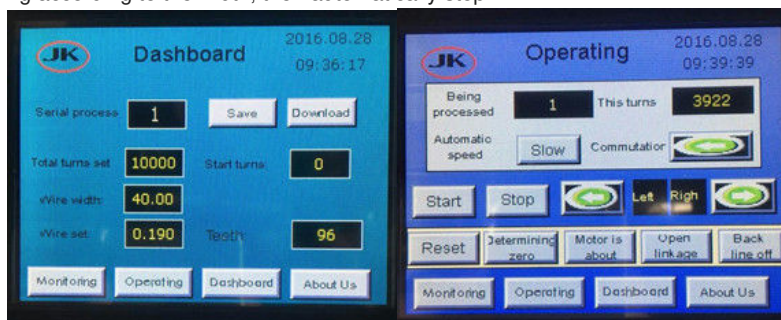
4.3 Monitoring interface

Press "Monitoring" may view current turns winded, speed, preset turns and parameter of setting coil etc at any time.

4.4 Operating interface

Operating interface adopts full touch screen operation. The device has lead out some function keys for some commonly used functions for convenient operation.

Reset: this button is used to clear number of turns. It will be effective after holding for 3 seconds. Determining zero: this button is used cooperatively with automatic foot switch, after setting winding width X, then determine zero point, the equipment will automatically running according to the width, then automatically stop.



Motor is about: motor forward winding or backward winding. During winding, choose forward wind/backward winding according to product segment or non-segment technology.

Open linkage: linkage refers to wire rod cooperating with automatic wire winding; open refers to disconnect wire rod cooperation, by manual winding.

Back line off: back line off refers to normal wire winding; back line on refers to currently needs to back the wire. This button can be used any time according to requirement.

MAINTENANACE

The equipment should be cleaned regularly to prevent dust and other particulars enter into the device which may lead to running error.

After operation for half a year, it is a must to fill in some lubricating oil into motor and bearing elements to ensure flexible running.

After operation for one year, check its accuracy.

QUALITY COMMITMENT

Product is guaranteed for 12 months from delivery date providing not by mis-operation.

| | |
|--------------|---|
| Product name | CNC rectangular winding machine for low voltage transformer |
| Model | ZDH-2 |
| | |

| | |
|-----------------------------------|----------------|
| Nominal diameter of enameled wire | Φ0.26~1.0mm |
| Max winding length | 180mm |
| Max winding width | 180mm |
| Winding rotation speed range | 1440rpm |
| Voltage range of application | 0.5~0.66kv |
| Machine tool power | 0.55kw |
| Input power of machine tool | 220v |
| Weight of machine tool | 60kg |
| Dimensions of machine tool | 600x600x1200mm |

□

| | |
|-----------------------------------|-------------|
| Model | ZDQ-2 |
| Nominal diameter of enameled wire | Φ0.26~1.0mm |

| | |
|--|----------------|
| Min inner & Max outer diameter of winded coils | Φ25~100mm |
| Winding rotation speed range | 1440rpm |
| Voltage range of application | 0.5~0.66kv |
| Machine tool power | 0.55kw |
| Input power of machine tool | 220v |
| Weight of machine tool | 60kg |
| Dimensions of machine tool | 600x600x1200mm |

□

Secondary CNC winding machine for voltage transformer on Electric Insulators

Product Introduce:

| | |
|-----------------------------------|---|
| Product name | CNC winding machine for voltage transformer |
| Model | ZDJ-1 |
| Nominal diameter of enameled wire | Φ0.10~0.35mm |
| | |

| | |
|------------------------------------|-----------------|
| Min & Max diameter of winded coils | Φ50~360mm |
| Max winding breadth | 250mm |
| Winding rotation speed range | 1440rpm |
| Voltage range of application | 10~35kv |
| Machine tool power | 1.5kw |
| Input power of machine tool | 220v |
| Weight of machine tool | 180kg |
| Dimensions of machine tool | 1200x700x1400mm |

Product Pictures:



FAQ

1. Q: What does "FOB""CFR"and "CIF"Mean?

A: FOB=free on board with China loading port

CFR=CNF=cost and freight charge with destination port

CIF=CFR+Insurance with destination port

2. Q: What's consists of equipment for your APG whole production line?

A: APG Machine-APG Mold-Curing Oven-Air compressor-Mixing Material-Release Mould Agent- Xylene germicides.

3. Q:What information do we need before quote?

A: Your product's diameter and photo or drawing.

4. Q: How about your installation & debugging and after-sale service?

A: Our engineer go to the oversea for the installation and debugging availably,and we provide one-stop sevice and machines lifelongs maintenance.On site test and inspection available.

5. Q: How about your experience in this field?

A: We have 24 years experience in this field.Until now,we have 19 items patents.

6. Q: Is it one-stop service company in electric power equipment industry?

A: Yes,Oyr products cover APG Clamping Machine,APG Molds & Injection Toroidal Winding Machine (CT & PT),Transformer Foil Winding Mach Molds,Marking Machine.

7. Q: What is your delivery time?

A: It takes around 50 working days.

8. Q:How's the packing way?

A:The machine with plastic film and others parts use wooden case for safety.

9. Q: What's the shipping port?

A: Shanghai,Shenzhen,Ningbo,Qingdao etc.

10. Q: What's the payment terms?

A: Telegraphic transfer(TT),Letter of credit.



Wuxi Jiachen Power Electronics Equipment Co., Ltd.



tangliang@jc-cores.com



jc-transformer.com

No. 68, Zhounan Road, Wanshi Town, Yixing City, Jiangsu Province, China