



Transformer Coil Drying Oven For Electric Casting Process

Our Product Introduction

for more products please visit us on jc-transformer.com

Basic Information

- Place of Origin: China
- Brand Name: JC
- Certification: SGS CE,UL
- Model Number: KCY-6200-000
- Minimum Order Quantity: 1 pcs
- Price: consult
- Packaging Details: Export standard packaging
- Delivery Time: 5 days
- Payment Terms: L/C, T/T, Western Union, MoneyGram
- Supply Ability: 100pcs/month



Product Specification

- Name: Vacuum Pressure Casting Equipment
- Process: Casting
- Specification: Pressure Increasing
- Capacity: Customized
- Design Pressure: Customized
- Design Temperature: Customized
- Heating Method: Direct/Indirect
- Heating Source: Steam/Electricity/Gas/Oil
- Material: Stainless Steel
- Operating Pressure: Customized
- Product Name: Pressure Increasing Drying Plant
- Surface Treatment: Painting/Sand Blasting
- Vessel Type: Vertical/Horizontal
- Vessel Volume: Customized
- After-sale Service: Engineers Available To Service Overseas



More Images



Product Description

Transformer Coil Drying Oven used for Electric Casting process of Transformers

INTRODUCE:

A transformer coil drying oven is a specialized piece of equipment used in the electric casting process of transformers. The electric casting process involves the impregnation of transformer coils with insulating materials, such as varnish or resin, to enhance their electrical insulation properties and protect them from moisture and other contaminants.

After the impregnation process, the transformer coils need to be dried to remove any excess moisture or solvents present in the insulation materials. This is where the transformer coil drying oven comes into play. The oven provides a controlled environment with elevated temperatures to facilitate the drying process and ensure the insulation materials cure properly.

Here's an overview of how a transformer coil drying oven works:

Loading: The transformer coils are loaded into the oven, typically on racks or trays, ensuring proper spacing between them to allow for adequate airflow.

Heating: The oven uses heating elements, such as electric resistive heaters, to raise the temperature inside the chamber. The temperature is carefully controlled based on the specifications of the insulation materials used.

Air circulation: The oven is equipped with a fan or blower system that circulates the hot air throughout the chamber. This ensures uniform heating and helps in the removal of moisture from the coil windings.

Ventilation: Adequate ventilation is provided to remove the evaporated moisture and any volatile fumes emitted during the drying process. Ventilation systems may include exhaust fans and filters to maintain a clean working environment.

Temperature and time control: The drying process involves maintaining the desired temperature and duration specified by the insulation material manufacturer. This ensures that the insulation material cures properly and achieves the desired electrical and mechanical properties.

Monitoring and safety features: Transformer coil drying ovens often include temperature sensors, timers, and safety systems to monitor and control the drying process. These features help prevent overheating, ensure proper drying, and protect against any potential hazards.

It's important to note that the specific design and features of transformer coil drying ovens can vary depending on the manufacturer and the requirements of the electric casting process. Therefore, it's always recommended to consult the equipment manufacturer's guidelines and specifications for proper operation and maintenance.





EQUIPMENT COMPOSITION

NO.	NAME	QUANTITY	REMARK
1.1	200L VACUUM FINAL MIXING GAS TANK SYSTEM	TWO SETS	
1.2	VACUUM POURING TANK SYSTEM	ONE SET	
1.3	HEATING SYSTEM	TWO SETS	
1.4	VACUUM SYSTEM	TWO SETS	
1.5	COOLING WATER PIPING SYSTEM	ONE SET	
1.6	PNEUMATIC AND PIPING SYSTEMS	ONE SET	
1.7	CONTROL SYSTEM	ONE SET	TOUCH SCREEN
1.8	STEEL FRAME PLATFORM	ONE SET	OFFERED BY PART A

TECHNICAL INDICATORS AND PARAMETERS OF EQUIPMENT:

Vacuum pouring pot size $\Phi 2000 \times L2400$

The pumping speed of the main pumping pump of the vacuum system is 300L/S

Working temperature of pouring tank is 70 ~ 85

Ultimate vacuum degree of pouring tank (cold state, no load) $\leq 50\text{Pa}$

Pouring tank leakage rate $\leq 50\text{Pa} \cdot \text{L/S}$

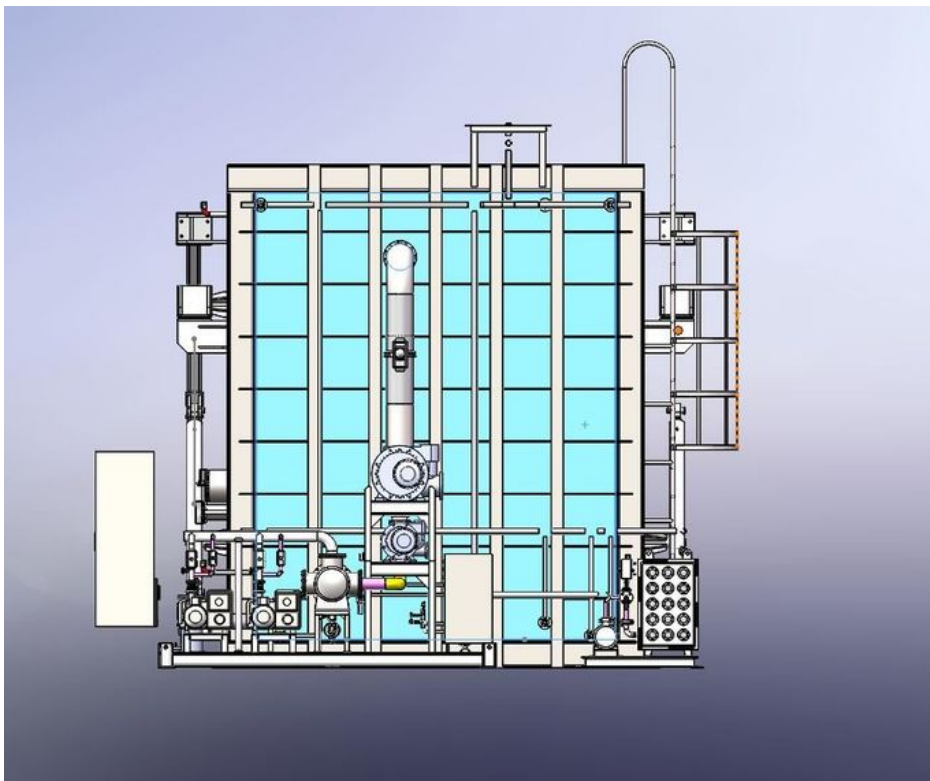
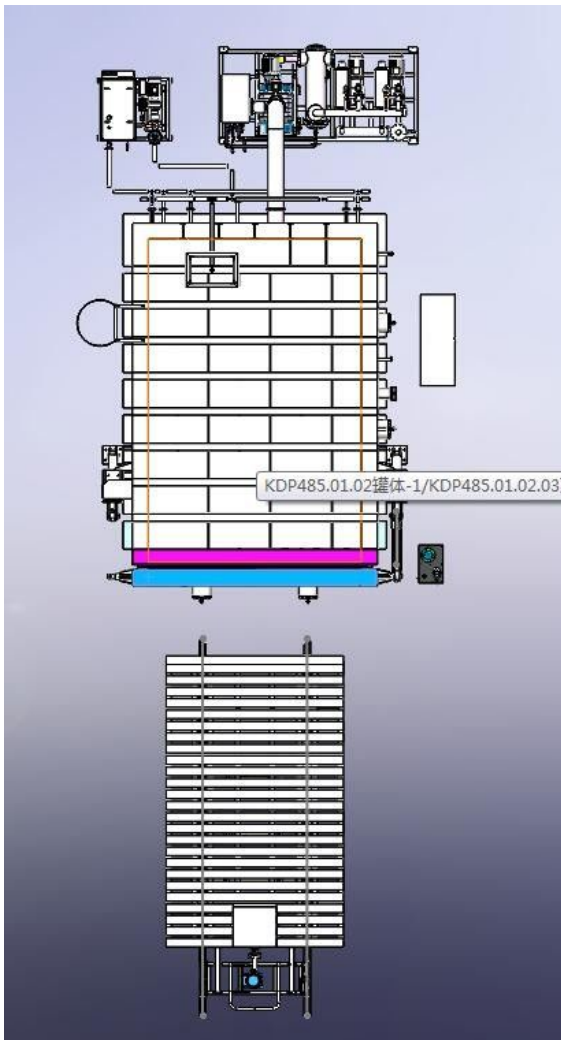
The working vacuum of pouring tank is 50 ~ 100Pa

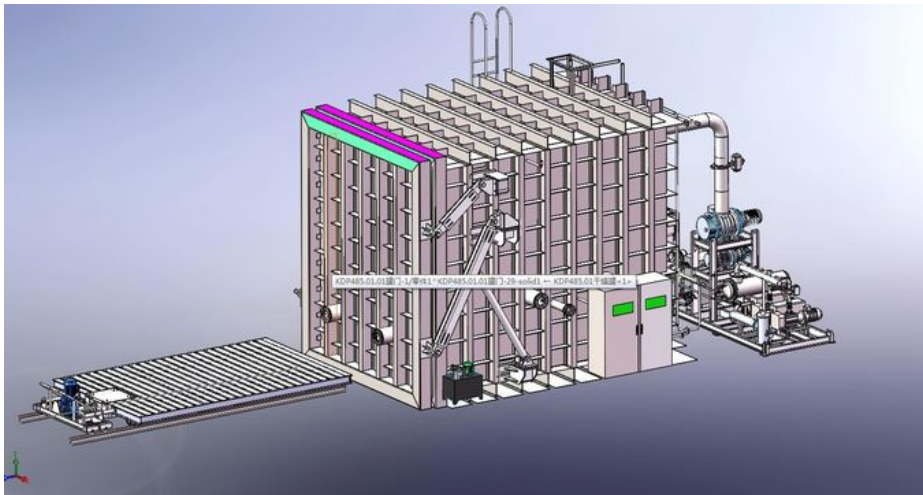
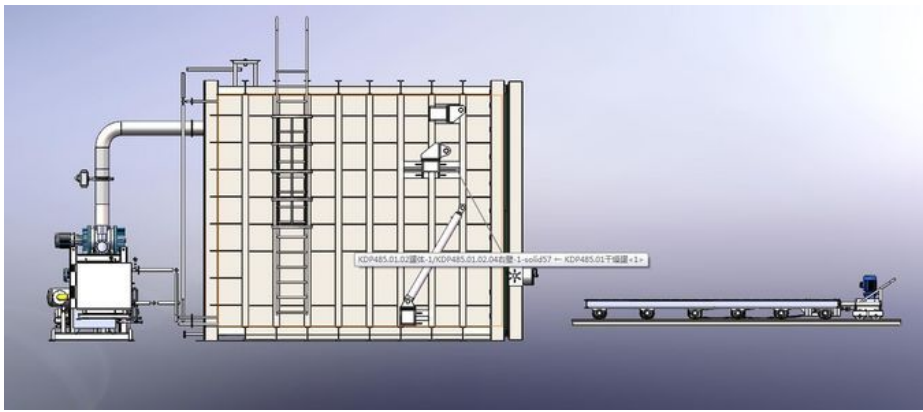
The equipment adopts manual metering and dynamic mixing of materials.

The equipment adopts vacuum casting process.

The mixing tank adopts electric heating, heat conduction oil as heat transfer medium and automatic temperature control. The pouring tank is directly heated by electric heating element. All heating parts are insulated with thermal insulation materials, and the pouring tank is armored with stainless steel plate (SUS430); The mixing tank is armored with thin steel plate and coated on the surface. The surface temperature of the insulation layer is not higher than 20 °C room temperature.

EQUIPMENT POWER, WATER, AIR SOURCE AND BASIC CONDITION REQUIREMENTS, (USER EQUIPPED WITH: POWER SUPPLY, AIR COMPRESSOR):







Rated power: 80kw, 380V, 50Hz, three-phase five-wire special distribution cabinet, power connected to the electric control cabinet.
Water source: pressure $\geq 0.2\text{Mpa}$, maximum consumption $3\text{m}^3/\text{h}$, water temperature ≤ 25 .

Compressed air: 0.4 ~ 0.6Mpa, maximum consumption of 0.3m³/min

Make foundation, steel frame and outer track of embedded tank according to our design drawings.

TECHNICAL CONDITIONS OF EACH SYSTEM

A SET OF 400L VACUUM MIXING DEGASSING TANK

Technical specification and application of tank

The effective volume is 400L

Heat conduction oil 10KW

Ultimate vacuum: 50Pa (no load, cold state)

No load leakage rate: 50Pa.L/S

Operating temperature: 60 ~ 80

Tank surface temperature Ambient temperature +20

Equipped with frequency control device, can adjust the stirring lifting speed according to the viscosity of the material;

Rock wool insulation, stainless steel plate (SUS430, 1.5mm thick) armored, surface coating

This tank is used for mixing epoxy resin and curing agent mixture and vacuum degassing.

The mixing tank is installed on the pouring master side of the vacuum pouring tank to increase production.

4.4 TWO SETS OF VACUUM SYSTEM (A TOTAL OF 3 VACUUM PUMPS):

4.4.1. The maximum pumping speed of a rotary sheet Roots unit to the pouring tank vacuum unit is 300L/S. The working vacuum of the system can be controlled between 50-200Pa; Reduce the possibility of material being pumped into the vacuum system due to high vacuum degree; The system is equipped with 2 sets of special filters to prevent impurities in the pumped gas to the maximum extent and capture condensing condensable gas to protect the vacuum pump.





400L MIXING TANK:





Wuxi Jiachen Power Electronics Equipment Co., Ltd.



tangliang@jc-cores.com



jc-transformer.com

No. 68, Zhounan Road, Wanshi Town, Yixing City, Jiangsu Province, China